

COLLECTION ' 24

**GLAZED PORCELAIN TILES
300X300MM (MATT)**

Astonishing beauty meets charismatic design in our matte finish tiles collection, bringing elegance to every corner of your home.



SATUARIO
COLLECTION

SATUARIO

COLLECTION

GLAZED PORCELAIN TILES
300X300MM (MATT)

Discover our Satuario collection of nine exquisite matte finish tile patterns, designed to impart timeless magnificence to your home.



09 PATTERN

SATUARIO

COLLECTION


GLAZED PORCELAIN TILES
WITH LOW WATER ABSORPTION $E \leq 0.5\%$




20141 SATUARIO ROYAL




20142 SATUARIO EGAL




20143 SATUARIO PALACE




20144 SATUARIO EIDER




20145 SATUARIO INICY



20146 SATUARIO ZENITH



20147 SATUARIO SATURN



20148 SATUARIO NOBEL

SIZE.
300X300MM

SURFACE
MATT



WALL
TILE



FLOOR
TILE

SATUARIO

COLLECTION

GLAZED PORCELAIN TILES
WITH LOW WATER ABSORTION $E \leq 0.5\%$



20149 SATUARIO WINDSOR

SIZE.
300X300MM

SURFACE
MATT



WALL
TILE



FLOOR
TILE



20148 SATUARIO NOBEL

CHARACTERISTICS OF GLAZED PORCELAIN TILES

DRY-PRESSED CERAMIC TILES, WITH LOW WATER ABSORTION 0.5%, ≤
FOR INTERNAL AND EXTERNAL WALLS AND FLOORS

Fire Reaction	Class A1
Breaking Strength	≥ 1300 N
Thermal Shock Resistance	PASS
Durability For:	
Indoor Uses	PASS
Outdoor Uses	PASS
Frost Resistance	PASS
Resistance to Chemical for Household use and Swimming Pool Salts	ISO 10545-13 GA
Resistance to Low Concentrations of Acids and Alkalis	ISO 10545-13 GLA
Resistance to High Concentrations of Acids and Alkalis	ISO 10545-13 GHA
Stain Resistance	ISO 10545-14 Class 5

PACKAGING DETAILS

SIZE	THICKNESS	PIECES/BOX	SQM./BOX	SQFT./BOX	KG/BOX
300X300MM (12"X12")	8.00MM	09	0.81	8.72	14.00

Note :

- Size / shade variation is inherent in porcelain tiles , in case of any complain its should be brought to our dealer's notice before laying the tiles.
- Colour shown are indicative only. Check actual tiles for exact colour.
- The information contained in this catalogue are accurate as possible, but cannot be considered as legally binding.
- Customers are advised to inspect a sample of the tile before ordering.
- The company reserves the right to change the specifications without prior notice.

Exterior Elevation or interior Walls & Floors



TILE FIXING INSTRUCTIONS

It is necessary to use an appropriate adhesive and grouting material for each product. An initial approach must be made before starting the installation and take into account the type of joint, structural, perimeter, expansion and installation that must be used for each use. We advise that to obtain an optimal result a 1.5 mm joint should be used.

Once the placement is finished: it is recommended to remove the remains of adhesive material and specific grouting for each material, following the manufacturer's instructions for these products.

In general, powder detergents and aggressive scouring pads should not be used for cleaning. It is enough to clean the tiles with a sponge, warm water and a neutral liquid soap. Finally, rinse with clean water.

